



NTSC U/C

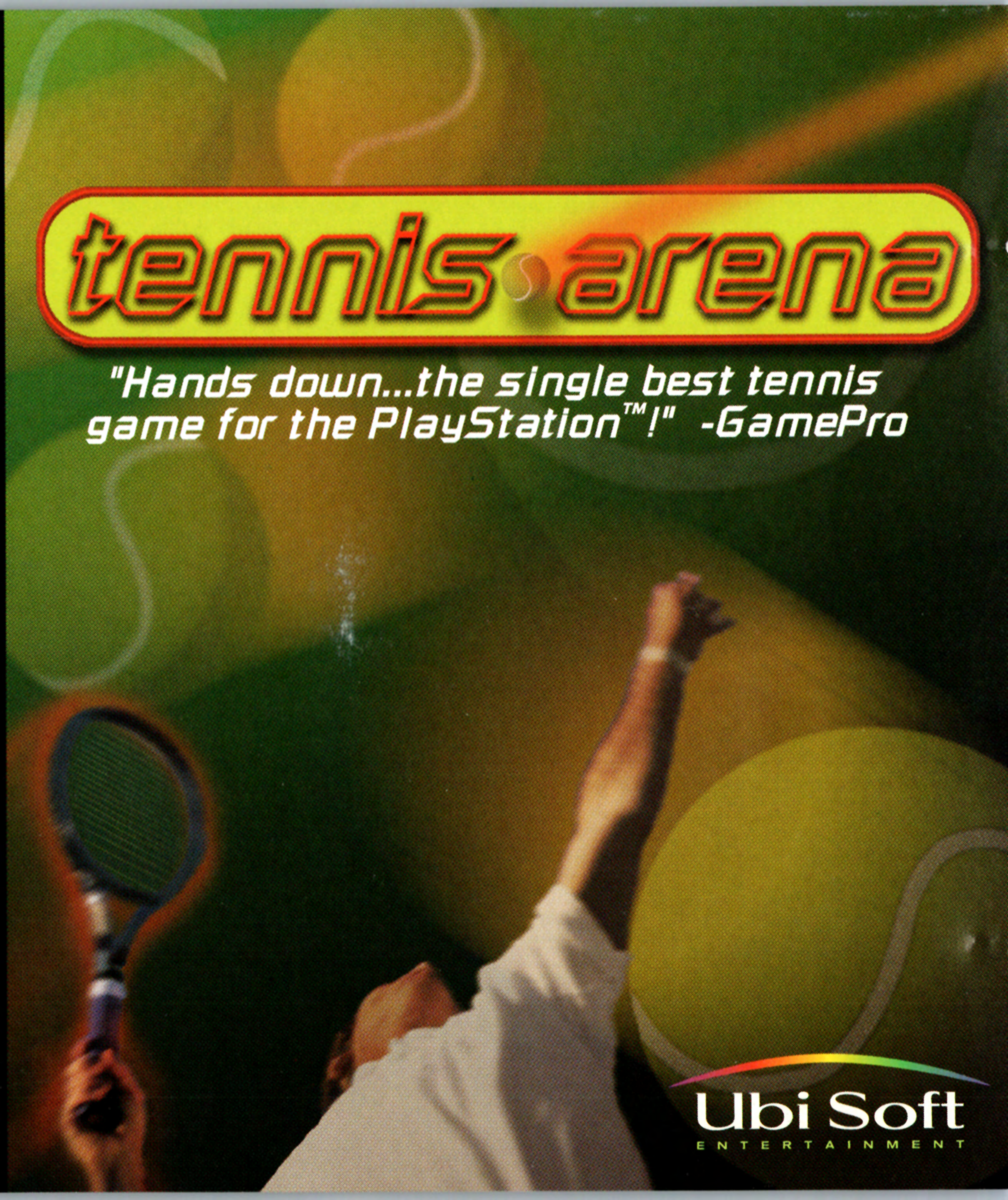
PlayStation™



SLUS-00596

tennis arena

"Hands down...the single best tennis game for the PlayStation™!" -GamePro



Ubi Soft
ENTERTAINMENT

WARNING: READ BEFORE USING YOUR PLAYSTATION™ GAME CONSOLE.

A very small percentage of individuals may experience epileptic seizures when exposed to certain light patterns or flashing lights. Exposure to certain patterns or backgrounds on a television screen or while playing video games, including games played on the PlayStation game console, may induce an epileptic seizure in these individuals. Certain conditions may induce previously undetected epileptic symptoms even in persons who have no history of prior seizures or epilepsy. If you, or anyone in your family, has an epileptic condition, consult your physician prior to playing. If you experience any of the following symptoms while playing a video game – dizziness, altered vision, eye or muscle twitches, loss of awareness, disorientation, any involuntary movement, or convulsions – IMMEDIATELY discontinue use and consult your physician before resuming play.


WARNING TO OWNERS OF PROJECTION TELEVISIONS:

Do not connect your PlayStation game console to a projection TV without first consulting the user manual for your projection TV, unless it is of the LCD type. Otherwise, it may permanently damage your TV screen.

HANDLING YOUR PlayStation™ DISC:

- This compact disc is intended for use only with the PlayStation™ game console.
- Do not bend it, crush it or submerge it in liquids.
- Do not leave it in direct sunlight or near a radiator or other source of heat.
- Be sure to take an occasional rest break during extended play.
- Keep this compact disc clean. Always hold the disc by the edges and keep it in its protective case when not in use. Clean the disc with a lint-free, soft, dry cloth, wiping in straight lines from center to outer edge. Never use solvents or abrasive cleaners.

CONTENTS



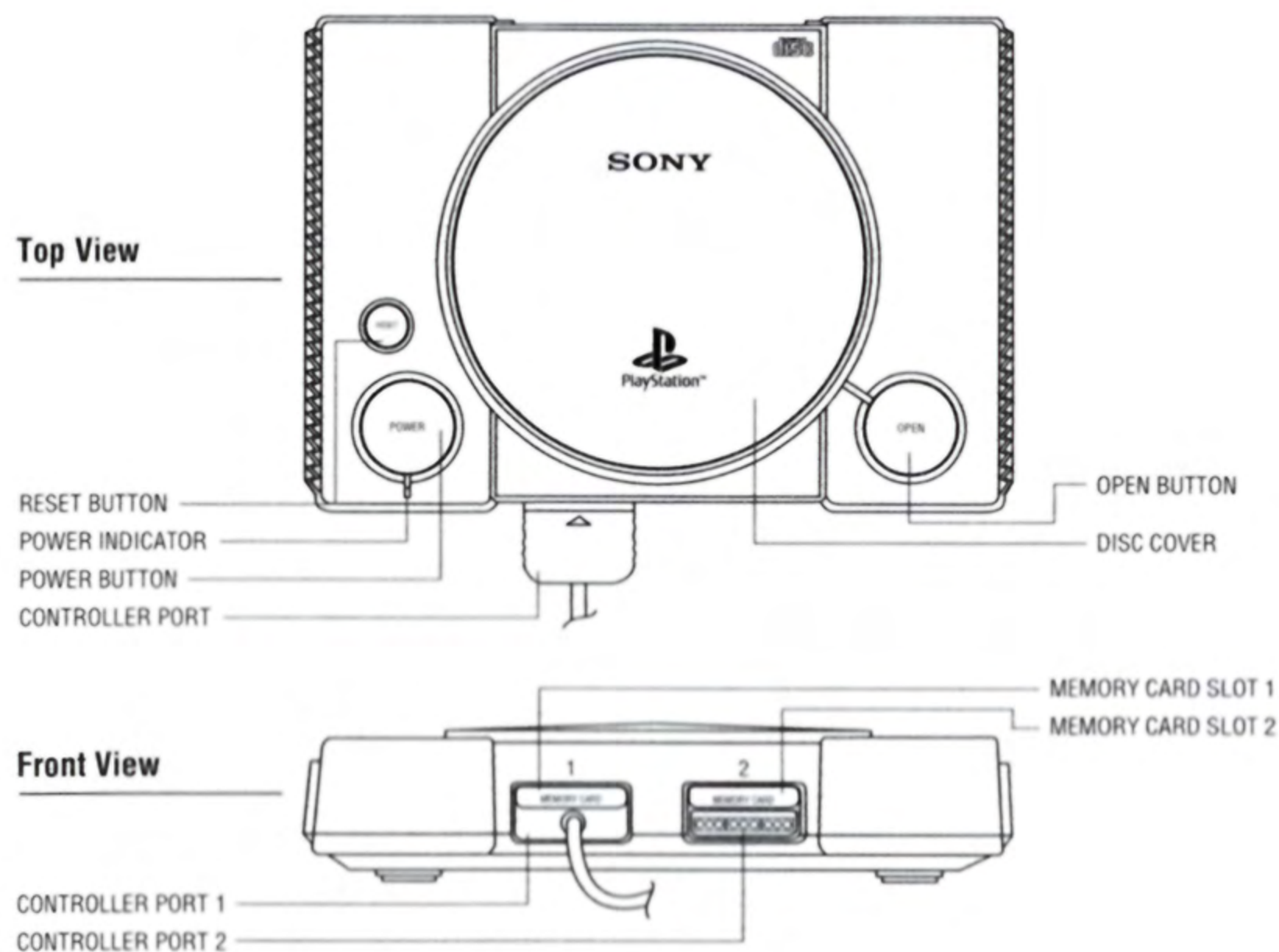
Your Racket Is Your Only Weapon

Setting Up and Game Controls	2
Introduction	4
Main Menu	5 thru 7
Tips for Better Play	8
Character Profiles	8 thru 10
Arenas and Courts	10
Credits	11
The Winner's Circle	12

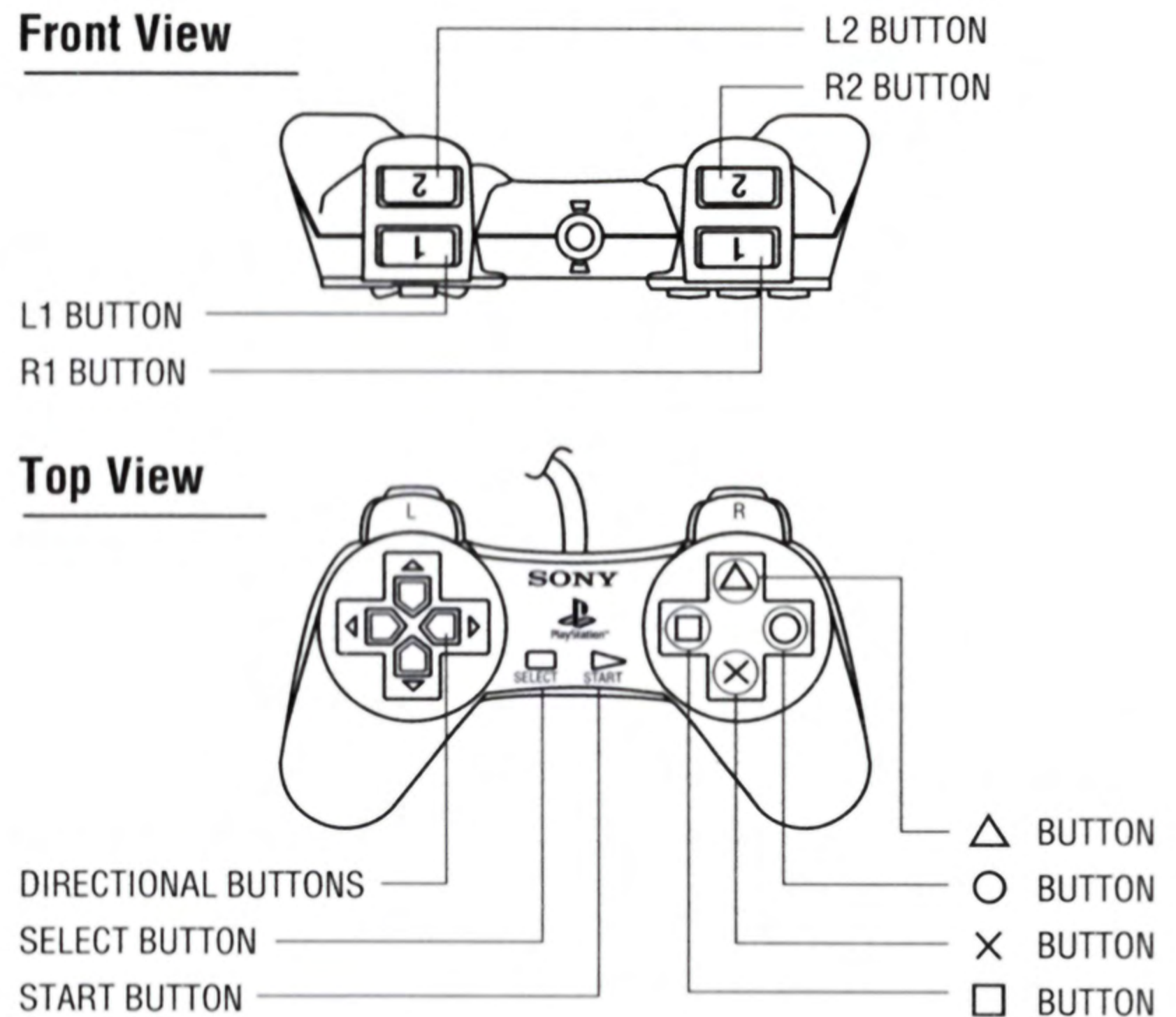


SETTING UP

Set up your PlayStation™ game console according to the instructions in its Instruction Manual. Make sure the power is off before inserting or removing a compact disc. Insert the TENNIS ARENA disc and close the Disc Cover. Insert game controllers and turn on the PlayStation™ game console. Follow on-screen instructions to start a game.



IN GAME CONTROLS



DEFAULT GAME CONTROLS:

Buttons:

Moves your player in the selected direction and affects the direction of the ball when held down in conjunction with a shot button.

× Button:

Ground Stroke: this is the default shot. To serve, press once. If you press twice in quick succession, it adds after-touch to the ball.

Button:

Top Spin

Button:

Back Spin

Button:

Lob

L1 & R1 Buttons:

Pressed in conjunction with any shot button will give After Touch effect (swerve the ball in the direction you choose).

R2 Button:

To use special move when available. You need to be in the right position to hit this shot.

START Button:

Pause/Unpause

MENU SELECT

Buttons:

Up/Down to scroll up and down the menus.

Button:

To make a selection.

Button

To cancel a selection.

CHARACTER SELECT

Buttons:

Left/Right to scroll through characters.

Button:

To select character then select configuration.

Button:

To cancel selection.

For two human player mode, each player must make his own selection.

COURT SELECT

Buttons:

Left/Right to cycle through courts.

Button:

To select court.

Button:

To cancel selection.

PAUSE MENU

Buttons:

Up/Down to cycle through pause options.

Button:

To select pause options.

INTRODUCTION

Welcome to the off-beat courts of Tennis Arena! Our goal was to create the best-ever tennis game for the PlayStation™, and we're certain we did just that! Now it's your turn....we've packed tons of intricacies, special moves and hidden extras into Tennis Arena. We are certain that this game is going to provide you with furious fun and intense challenge for oodles of hours, and maybe even years of enjoyment! So grab your friends and take to the courts!

MULTI TAP:

Tennis Arena is fully compatible with the Multitap, which allows 4-player games on one PlayStation™.

STARTING THE GAME:

Insert the Tennis Arena disc into your PlayStation™ console. Press the POWER Button. The game will then load. From the Tennis Arena logo press START to get to the Main Menu Screen. You can then begin to play.

Please note that if you leave the game standing for any length of time an automatic demo will start to run. To stop this press START or the X Button. When the Tennis Arena logo appears press START or the X Button to go to the Main Menu.

MAIN MENU

- 1) *World Tour*
- 2) *Smash Tennis*
- 3) *Options*
- 4) *Pause*

1) *WORLD TOUR:*

This is a seeded one-player competition.

Make your character selection (see Character Select).

You will follow your progress by consulting the Rank and Points screen.

The player automatically starts with 310 points and the ranking of 10th in the world. Your goal is to become the No.1 seeded player in the world. During the competition, you will have tactical choices about entry into four competitions in the world tour. You will not be able to enter a competition if you do not have the correct minimum ranking.

<i>The Competitions</i>	<i>Level</i>	<i>Minimum Ranking</i>
World Series:	Easy	10th
Champion Series:	Medium	6th
Grand Slam:	Hard	4th
UBI Super Cup:	Super Hard	3rd

The number of points you win in each round depends on how good your opponent is, how many matches you play and of course what kind of competition you play. Be sure of your skill level before trying to compete at a higher level.

BEGIN NEW TOUR

PLAY:

Start the game and the computer will select your computer opponent.

SKIP:

Here you can pick your competition and skip players you want to avoid. Each competition requires a qualifying rank for you to enter. If you are not ranked equal to or above the qualifying rank, you will not be able to enter certain competitions.

SAVE:

This option can only be used if you have a memory card (See Load/Save Game). If you don't, you will not be able to save your

progress. You will then be able to proceed with Play New World tour.

EXIT:

To leave World Tour and return to Title Screen.

LOAD OLD TOUR

You will need a 'Memory Card' to save your current position in the World Tour. See "Load/Save Game"

2) SMASH TENNIS:

This is the exhibition and multiplayer mode.

Singles:

1 or 2 players.

Doubles:

You can choose from 1 to 4 players. For more than 2 human players, a Multi-tap is required.

Tournament:

4-8 players - Knockout competition (need 4 or more players to play).

3) OPTIONS:

In this menu you can change the default settings for Music Volume, Sets per Match, Tournament Type (quick/normal), Auto Replay (on/off), Tie Break (on/off), Stereo/Mono and so on.



Button:

Up/Down to Select and Left and Right to adjust.


EXIT:

To return to previous menu.




4) PAUSE:

Press START to quit the pause screen

Action Replay:

Press  **Button** to replay the last 15 seconds. **Press** START to quit pause screen.

L1 & R1 are used to change camera.

 is freeze frame,  **Button** is frame advance,  **Button** is slow motion.

Change view:

You can choose between 3 different views.

View stats:

See each player or team statistics.

View scoreboard:

Check the score of the match.

Abandon match:

Return to Title Screen (**Smash Tennis**)
or abandon current match (**World Tour**).

IMPORTANT: NEVER REMOVE A MEMORY CARD WHILE IT IS IN USE. IT MAY DAMAGE BOTH THE MEMORY CARD AND YOUR CONSOLE.

WARNING! It is advised that you do not insert or remove peripherals or memory cards once the power has been turned on.

When starting a **World Tour** for the very first time, make sure you have at least one block free on your memory card. If not, you can use the Console's Internal memory card manager that is available when your PlayStation™ is switched on without a game disc inserted.

In the **World Tour** game you can save your game as you progress. This is done by selecting "SAVE" from the menu within World Tour. If you have a previously saved game, you will be asked if you wish to overwrite this. Once saved, you can continue your game or exit back to the Main Menu screen.

If you have saved a **World Tour** game previously you will be able to select "LOAD OLD TOUR" from the menu within world tour. This will then load and you will be able to continue from where you saved.

TO PLAY A BETTER GAME

SPECIAL SHOTS:

You can only get the special shot if you return the ball 6 times in a row (a star will appear underneath the player to indicate the special shot is available). This is a very powerful shot and can be used on forehand, backhand and smash. This special shot can be saved until needed.

Each character has three special shots they can play (forehand, backhand and super smash) depending on the timing and position of the ball.

UNIQUE SUPER SPECIAL SHOT:

When you have the special shot, you can decide to wait for another three returns which will then give you a '**Unique Super Special Shot**' (the star will change color from orange to red and will start flashing to indicate that it has been activated). This super shot is unique for each character.

TENNIS ARENA CHARACTER PROFILES:

Name: William Lee Chan
Country: China
Age: 20
Height: 194cm
Stats: A strong and accurate contender. Quite slow on the court. Tends to favor baseline tactics.



Special Shot: Super Ninja Shot (performed using his forehand)

Name: Pierre Seguin
Country: France
Age: 32
Height: 188cm
Stats: An all round quality player with good vision and plays consistently well. favors mid court.



Special Shot: Chopping Back Spin (performed using his forehand)

Name: Greg Johnson

Country: America

Age: 28

Height: 189cm

Stats: A strong player who is agile and favors the baseline.

Special

Shot: Super Baseball Strike (performed using his forehand)



Name: Dave Woodward

Country: England

Age: 20

Height: 183cm

Stats: A good all rounder. He likes to play close to the net and favors using volleys

Special

Shot: Super Cricket Six (performed directly in front of the player)



Name: Zoe Taylor

Country: England

Age: 17

Height: 170cm

Stats: A great net player with good running ability and average power. Zoe is also a consistent server with an all-round good ability.

Special

Shot: Super Forehand Cartwheel.



Name: Francesca Brodhini

Country: Italy

Age: 24

Height: 178cm

Stats: She is a good sprinter and can cover the court with little effort. Francesca also has good accuracy and can put the best players in difficulty. She tends to play most of her game on the mid-court area for ultimate efficiency.

Special

Shot: Super Catapult (performed directly in front of the player)



Name: Yoko Hayasmi

Country: Japan

Age: 21

Height: 175cm

Stats: Yoko is one of the fastest players on the circuit which makes up for her lack of power and accuracy. She is very dominant at the net and she also plays well at the baseline.

Special

Shot: Super Figure Eight (performed directly in front of the player)



COURTS:

Court: New York Park

Country: U.S.

Stats: A medium paced court with a good bounce.

Surface: Astro turf

Court: Pyramid City

Country: Egypt

Stats: A very soft court with a high degree of bounce possible.

Surface: Artificial soft court

Court: Ocean Cruise

Country: Red Sea

Stats: A fast wooden court design.

Surface: Wooden

Court: Stadium

Country: Paris

Stats: A very fast court which can cause players some problems with the low bounces.

Surface: Thick grass court

Court: Coliseum

Country: Rome

Stats: A slow court with a dipping bounce.

Surface: Clay court

Name: Talia Zadawi

Country: Singapore

Age: 23

Height: 177cm

Stats: Talia has natural accuracy and power, but she has a hard time moving around the court. She is a competent baseline player that rarely goes towards the net. Be warned: her super serve is very fast.

Special

Shot: Super Floating Racquet Technique (performed using her forehand)



CREDITS

Programming: Dave Thompson, David Saunders, Byron Blay, Matthew Twigg

Graphics & 3D Modelling: Ashley Routledge, Jessica Williams "Full Fat"

Music & Sounds: Gerard Gourley

Voice Overs: Ian Wilson, Sissy Stone

Voice Recordist: Des Tong

Motion Capture: James Auckland, Nicola Woodhouse, Lucy Brookes, Televirtual

Producers: Gerard Guillemot, Thierry Ortolan

Chairman: Yves Guillemot

Special Thanks: Vincent Minoue (Head of 3rd Party Development), Zigor Hernandorena (Project Manager), Carrie Tice (Senior Product Manager, U.S.), Metro Mustafa (Project Manager UK), Larry Wiesler (International Marketing Director), Vera Shah (International Marketing Manager), Ron Zaragoza (Packaging and Logo Design, U.S.), all of the Ubi Soft subsidiaries around the world.

WINNER'S CIRCLE

CONGRATULATIONS, YOU'VE WON THE WORLD TOUR!

Now that you've clocked the competition, it's time to reap the benefits ! Take a picture of yourself in front of the "Winner's Screen" found at the end of the game, mail it to us and you'll automatically be entered into the **GRAM SLAM GIVEAWAY** to win one of **100** smashing prizes!

Drawings will be held every 3 months while supplies last !

- PlayStation™ Game Console
- Tennis Arena™ Game
- Head's Agassi Radical XL Tennis Racket
- Rayman® Game from the PlayStation™ Greatest Hit Series
- Nike Sunglasses
- \$20 Foot Locker Gift Certificate
- PlayStation™ Memory Card
- Tennis Arena™ T-Shirt

How to get in the running:

1. Fill out the Tennis Arena™ registration card found inside this manual.
2. Have your photo taken in front of the Winner's Screen.
3. Place the photo and the registration card in a stamped envelope and mail to:

GRAND SLAM GIVEAWAY

Ubi Soft Entertainment
P.O. Box 77506
San Francisco, CA 94107-9991

GOOD LUCK!

One entry per person, please. We are not responsible for lost or misdirected mail. On or about the 15th of January, April, July, October of each year until supplies last, winners will be randomly drawn from among all eligible entries. By accepting their prizes, winners consent to the use of their names, photographs, or other likenesses for the purpose of advertisements or promotions on behalf of Ubi Soft Entertainment without further compensation. Prizes are limited to one per household. Chances of winning are determined by the total number of entries received. All prizes will be awarded. To receive a list of winners, send your request to the address above after April 1, 1999. Estimated total value of all prizes is \$3,500. Some restrictions apply. Valid only in the U.S. and Canada. Void where prohibited by law. Not open to employees of Ubi Soft, its affiliates, agencies or their immediate families. This contest is subject to all federal, state and local laws and regulations.

WARRANTY

Licensors warrants that the optical media on which the Product is distributed is free from defects in materials and workmanship. Licensors will replace defective media at no charge, provided you return the defective item with dated proof of payment to Licensors within ninety (90) days of the date of delivery. This is your sole and exclusive remedy for any breach of warranty.

EXCEPT AS SPECIFICALLY PROVIDED HEREIN AND IN THE MANUAL TO THIS PRODUCT, UBI SOFT ENTERTAINMENT, INC. MAKES NO WARRANTY OR REPRESENTATION, EITHER EXPRESSED OR IMPLIED, WITH RESPECT TO THE PRODUCT, INCLUDING ITS QUALITY, PERFORMANCE, MERCHANTABILITY, OR FITNESS FOR A PARTICULAR PURPOSE. IN NO EVENT WILL UBI SOFT ENTERTAINMENT, INC. BE LIABLE FOR DIRECT, INDIRECT, SPECIAL, INCIDENTAL, OR CONSEQUENTIAL DAMAGES ARISING OUT OF THE USE OR INABILITY TO USE THE PRODUCT OR DOCUMENTATION, EVEN IF ADVISED OF THE POSSIBILITY OF SUCH DAMAGES. IN NO CASE SHALL UBI SOFT ENTERTAINMENT'S LIABILITY EXCEED THE AMOUNT OF THE LICENSE FEE PAID. THE WARRANTY AND REMEDIES SET FORTH ABOVE ARE EXCLUSIVE AND IN LIEU OF ALL OTHERS, ORAL OR WRITTEN, EXPRESS OR IMPLIED.



Ubi Soft Entertainment
625 3rd Street, 3rd Floor
San Francisco, CA 94107
www.ubisoft.com

RAYMAN



THE BEST
PLATFORM GAME
FOR THE
PLAYSTATION™
JUST BECAME A
GREATEST HIT!
NOW AVAILABLE
AT A SPECIAL
NEW PRICE!



For More Information on RAYMAN® or Any Other Ubi Soft Products

Manufactured and Distributed by Ubi Soft Entertainment, Inc.
625 Third Street, 3rd Floor, San Francisco, CA 94107
©1997 Ubi Soft, Inc. All Rights Reserved.L

**Call 1-800-UBI-SOFT
or CHECK US OUT AT www.ubisoft.com**



Licensed by Sony Computer Entertainment America for use with the PlayStation game console. PlayStation and the PlayStation logos are trademarks of Sony Computer Entertainment Inc. The ratings icon is a trademark of the Interactive Digital Software Association. Manufactured and printed in the U.S.A. THIS SOFTWARE IS COMPATIBLE WITH PLAYSTATION GAME CONSOLES WITH THE NTSC U/C DESIGNATION. U.S. AND FOREIGN PATENTS PENDING.

